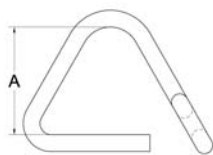


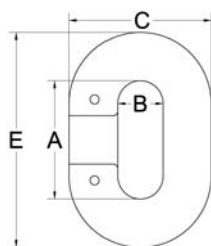


### Cold Shuts (zinc plated steel)



Code	Chain Size in.	Weight / ea. lbs.	Dimensions in.
			A
MF-316	3/16	0.03	1 1/32
MF-014	1/4	0.06	3/8
MF-516	5/16	0.10	7/16
MF-038	3/8	0.18	5/8
MF-012	1/2	0.38	3/4

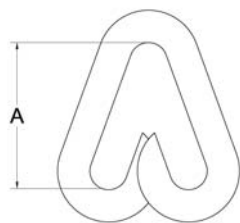
### Connecting Links (Galvanized)



Code	Chain Size in.	Working Load Limit lbs	Weight per 100 lbs	Dimensions in.			
				A	B	C	E
G335-316	3/16	800	2.50	.69	.34	.78	1.19
G335-014	1/4	1325	6.25	.88	.44	1.00	1.50
G335-516	5/16	1950	12.50	.94	.47	1.16	1.69
G335-038	3/8	2750	20.00	1.13	.56	1.38	2.06
G335-716	7/16	3625	27.50	1.28	.59	1.53	2.34
G335-012	1/2	4750	37.50	1.47	.66	1.72	2.66
G335-058	5/8	7250	72.50	1.81	.78	2.09	3.31
G335-034	3/4	10250	122.50	2.13	.94	2.50	3.88
G335-078	7/8	12000	175.00	2.50	1.13	2.94	4.50
G335-001	1	15500	250.00	2.75	1.25	3.31	5.00

Safety Factor 4:1

### Lap Links (zinc plated steel)



Code	Chain Size in.	Weight / ea. lbs.	Dimensions in.
			A
LAPZ-316	3/16	0.03	1
LAPZ-014	1/4	0.07	1 1/2
LAPZ-516	5/16	0.13	1 1/2
LAPZ-038	3/8	0.26	2
LAPZ-012	1/2	0.53	2 1/2

Federal Specification : RR-C-271D

### Chain Cutters



Code	Product	For diameter in. Maximum	Weight lbs.	Std Pack
55020	#25	1/4 G30	5	1
55021	#44	3/8 G40	35	1
55022	#65	3/8 G40	17	1
55023	#88	1/2 G40 - 3/8 G70	46	1
55024	#88 kit	1/2 G40 - 3/8 G70	2	1
55025	#88 Carbide teeth	1/2 G40 - 3/8 G70	-	2