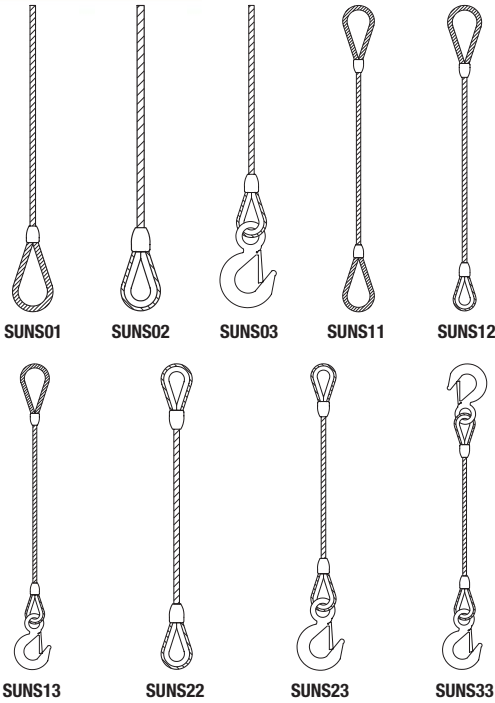


Élingues de câble

Simple, 6 X 26 / 6 x 19 âme en acier SINGLE, 6 X 26 / 6 X 19 STEEL CORE

Diamètre po.	Boucles rég. Dim. intérieure po.	Crochets Capacité TONNE	Charge maximale lbs				
			Vertical	Étrangleur	Panier		
			90 °	90 °	60 °	45 °	30 °
1/4	2 x 4	1.5	1,100	800	1,900	1,500	1,120
3/8	3 x 6	2.0	2,400	1,800	4,100	3,300	2,400
1/2	4 x 8	3.0	4,400	3,200	7,600	6,200	4,400
5/8	5 x 10	4.5	6,800	5,000	11,700	9,600	6,800
3/4	6 x 12	7.0	9,800	7,200	16,900	13,800	9,800
7/8	7 x 14	11.0	13,200	9,600	22,800	18,600	13,200
1	8 x 16	11.0	17,000	12,600	29,400	24,000	17,000
1 1/8	9 x 18	11.0	20,000	15,800	34,600	28,200	20,000
1 1/4	10 x 20	15.0	26,000	19,400	45,000	36,700	26,000
1 3/8	11 x 22	15.0	30,000	24,000	51,900	42,400	30,000
1 1/2	12 x 24	22.0	36,000	28,000	62,300	50,900	36,000

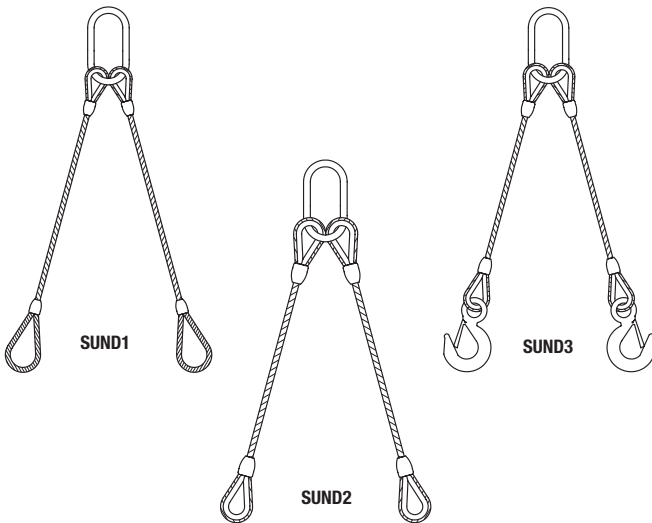
Facteur de sécurité 5:1



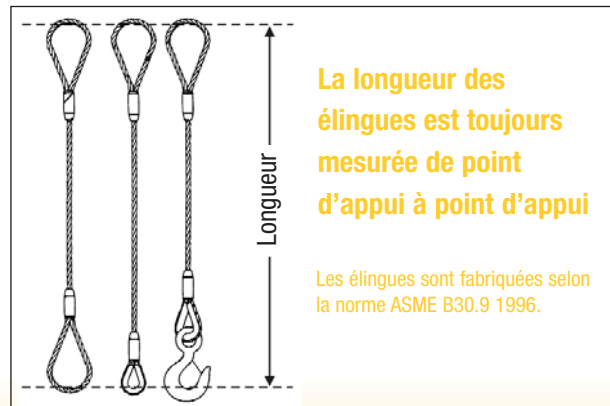
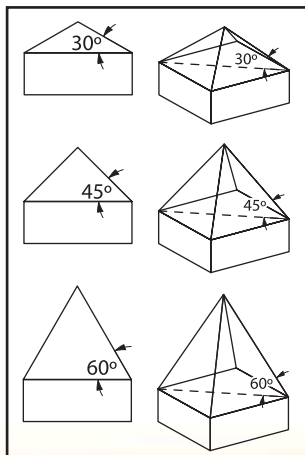
Double, 6 X 26 / 6 x 19 âme en acier DOUBLE, 6 X 26 / 6 X 19 STEEL CORE

Diamètre po.	Maille de tête oblongue*	Crochets Capacité TONNE	Charge maximale lbs		
			60 °	45 °	30 °
1/4	G341-012	1.5	1,900	1,500	1,100
3/8	G341-058	2.0	4,100	3,300	2,400
1/2	G341-078	3.0	7,600	6,200	4,400
5/8	G341-114	4.5	11,700	9,600	6,800
3/4	G341-114	7.0	16,900	13,800	9,800
7/8	G341-114	11.0	22,800	18,600	13,200
1	A342-112	11.0	29,400	24,000	17,000
1 1/8	A342-112	15.0	34,600	28,200	20,000
1 1/4	A342-134	15.0	45,000	36,700	26,000
1 3/8	A342-002	15.0	51,900	42,400	30,000
1 1/2	A342-002	22.0	62,300	50,900	36,000

Facteur de sécurité 5:1



* Voir dimensions a la page 63



Élingues de câble



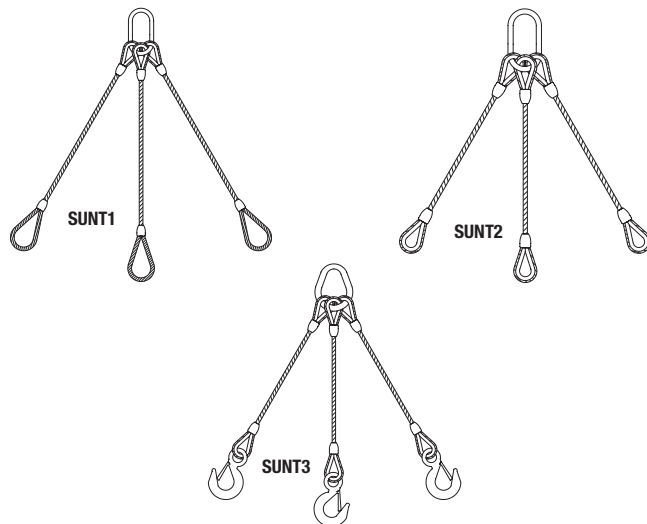
Triples, 6 X 26 / 6 x 19 âme en acier

TRIPLE, 6 X 26 / 6 x 19 STEEL CORE

Diamètre po.	Maille de tête oblongue*	Crochets Capacité TONNE	Charge maximale lbs		
			60 °	45 °	30 °
1/4	G341-058	1.5	2,900	2,300	1,600
3/8	G341-078	2.0	6,200	5,000	3,600
1/2	G341-114	3.0	11,400	9,300	6,600
5/8	A342-114	4.5	17,600	14,400	10,200
3/4	A342-112	7.0	25,400	20,700	14,700
7/8	A342-134	11.0	34,200	27,900	19,800
1	A342-002	11.0	44,100	36,000	25,500
1 1/8	A342-214	15.0	51,900	42,400	30,000
1 1/4	A342-212	15.0	67,500	55,100	39,000
1 3/8	A342-234	15.0	77,900	63,600	45,000
1 1/2	A342-234	22.0	93,500	76,300	54,000

Facteur de sécurité 5:1

* Voir dimensions a la page 63



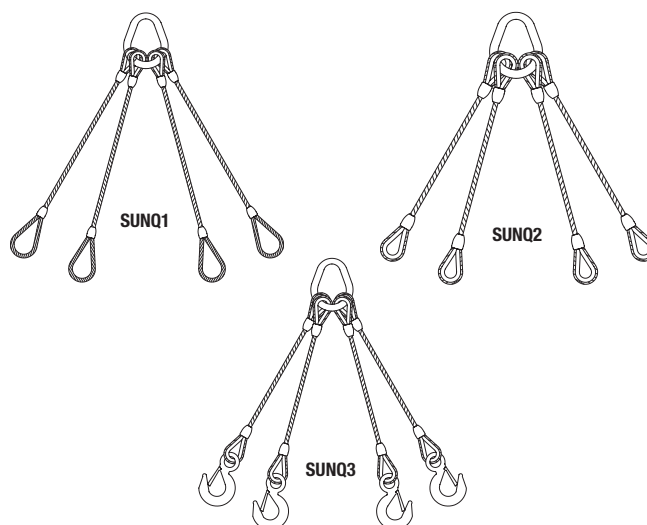
Quadruples, 6 X 26 / 6 x 19 âme en acier

QUADRUPLE, 6 X 26 / 6 x 19 STEEL CORE

Diamètre po.	Maille de tête oblongue*	Crochets Capacité TONNE	Charge maximale lbs		
			60 °	45 °	30 °
1/4	G341-058	1.5	3,800	3,100	2,200
3/8	G341-078	2.0	8,300	6,700	4,800
1/2	G341-114	3.0	15,200	12,400	8,800
5/8	A342-114	4.5	23,500	19,200	13,600
3/4	A342-112	7.0	33,900	27,700	19,600
7/8	A342-134	11.0	45,700	37,300	26,400
1	A342-002	11.0	58,800	48,000	34,000
1 1/8	A342-214	15.0	69,200	56,500	40,000
1 1/4	A342-212	15.0	90,000	73,500	52,000
1 3/8	A342-234	15.0	103,900	84,800	60,000
1 1/2	A342-234	22.0	124,700	101,800	72,000

Facteur de sécurité 5:1

* Voir dimensions a la page 63



Élingues de câble, extra-flexibles "Solflex"

WIRE ROPE SLINGS, EXTRA-FLEXIBLES "SOLFLEX"

Diamètre de l'élingue	Charge maximale lbs				
	Vertical	Étrangleur	Panier 60 °	Panier 45 °	Panier 30 °
3/8	1,500	1,000	2,500	2,100	1,500
1/2	2,600	1,800	4,500	3,600	2,600
5/8	4,000	2,800	6,900	5,600	4,000
3/4	6,000	4,200	10,300	8,400	6,000
7/8	8,000	5,600	13,800	11,300	8,000
1	10,000	7,000	17,300	14,100	10,000
1 1/8	12,000	8,400	20,700	16,900	12,000
1 1/4	14,000	9,800	24,200	19,700	14,000
1 1/2	20,000	14,000	34,600	28,200	20,000
1 3/4	32,000	22,400	55,400	45,200	32,000
2	40,000	28,000	69,200	56,500	40,000

Facteur de sécurité 5:1

